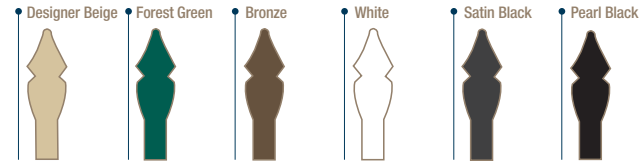


## Colors

Ultra Fencing, Railing, Gates and Designer Accessories are available in six classic colors as well as custom specified hues. All colors are applied with a special Powercoat™ finish to resist harsh weather and heat.



Colors shown represent an approximate comparison and may vary slightly from actual product color.

## Ultra Lifetime Warranty



Ultra Aluminum fence and railing products are guaranteed for life against defects in workmanship and/or materials. The Powercoat™ finish on all fencing and railing by Ultra Aluminum is unconditionally guaranteed for life against cracking, peeling or chipping. **Visit our website for more information and a copy of the warranty.**


## Environmentally Responsible



Ultra is proud to use recycled aluminum in our products. Aluminum is the most commonly recycled metal in the world. Our Powercoat™ coating process is environmentally friendly and virtually pollution-free.



Distributed by:



ULTRAFENCE.COM | 800.656.4420

UA 06 4/09



Take it to  
the limit.

From Product Design  
to Customer Service –

**We push everything to the edge.**



How to tell you're getting genuine Ultra Fence or Rail.

It's in the details. The inner strength of the aluminum alloys we use. The quiet strength of the extra ribs inside Ultrarails™. The depth and dependability of our Powercoat™ finish. We push everything to the edge.



## Superior Product Design for Ultra-Strength

### Fencing / Railing



#### High-strength Ultrum™ Alloy, Made in the USA

It's as strong as steel, but will never rust. Ultrum is a 6005-T5 alloy, with a minimum ultimate strength of 35,000 psi.



#### Our pinched spear tops show more detail than most competitors

We put more dimension into our version; the more pronounced ribs add structural integrity as well as architectural appeal.



#### Factory assembled, with stainless-steel fasteners

For structural integrity and strength you can count on.



#### All gates are fastened and 100% welded at all connections and joints

Designed to stand up to the rigors of everyday use.



#### Powercoat™ Finish—panels, gates, posts and designer accessories

When applied, Powercoat is twice the thickness and hardness of a typical acrylic, baked enamel, or "wet paint" finish, making it more durable, fade-resistant and scratch-resistant than other coatings.

### Fencing



#### Ultrarail™ – 20% more aluminum in all our rails, with a full 8 ribs inside

Maintains Ultra-Strength even when punched for pickets.

### Railing



#### Our Signature double-wall rail design adds strength and conceals the fasteners

Two-piece top rail has 8 ribs and hides the fasteners underneath.



#### Signature railing incorporates Boss Posts and Boss Floor Flanges

With hidden fasteners for a clean, professional look.

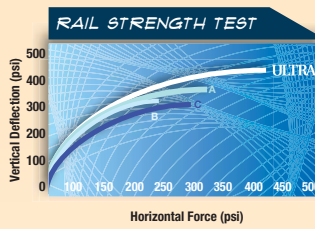
**Even the way we pack and ship your fencing and railing is more than anyone expects, or any competitor will attempt.**

Fencing and railing sections are factory assembled and placed in a corrugated shipping box, interleaved with foam padding between sections and nylon strapped together, so there's no shifting and no rubbing. Your fencing and railing arrives fully assembled and ready to be professionally installed.




## Residential/Commercial

Ultra makes a scale of fencing for every neighborhood and home style. All fence sections come factory pre-assembled in 6' lengths with a broad offering of heights—48", 54", 60", and 72". Custom lengths and heights are available by special order. Each section easily follows modest changes in grade along your property lines, or can be factory designed to conform to more prominent hills and valleys.



An independent test lab pushed our fencing and our competitors' to their limits. The Rail Strength Test revealed the extra pressure that Ultrarail™ can withstand on a daily basis, surpassing one competitor's product by nearly 100%.



An independent lab's accelerated weathering test shows that Ultra's Powercoat™ finish maintains higher levels of UV Protection compared to other leading manufacturers' finishes.

### RS Series

## ULTRA RS

RESIDENTIAL SERIES

sets the standard for perimeter and pool fencing.

1" X 1-1/8"  
REINFORCED RS RAIL  
5/8" PICKETS



### CS Series

## ULTRA CS

COMMERCIAL SERIES

has larger-scale components for heavier-duty performance.

1-1/4" X 1-3/8"  
REINFORCED CS RAIL  
3/4" PICKETS  
1-1/2" SPACING  
(OPTIONAL)



## ULTRA RSP

RESIDENTIAL SERIES PREMIUM

the added strength of a double-wall RSP rail.

- Double-wall rail
- Additional strength
- Hidden fasteners
- Impervious to insects

1" X 1-1/8"  
REINFORCED  
DOUBLE-WALL RSP RAIL



5/8" PICKETS


## ULTRA CSP

COMMERCIAL SERIES PREMIUM

the added strength of a double-wall CSP rail.

- Double-wall rail
- Additional strength
- Hidden fasteners
- Impervious to insects

1-1/4" X 1-3/8"  
REINFORCED  
DOUBLE-WALL CSP RAIL



3/4" PICKETS

## Industrial

For applications where additional security and strength are required, Ultra has developed the Industrial Series fencing. Our Industrial fence sections come in 6' lengths, and a variety of heights — 48", 60", 72" and 96". Custom lengths and heights are available by special order.

HURRICANE TESTED TOUGH! ULTRA IS/ISP FENCING TESTED TO WITHSTAND HURRICANE WIND GUSTS OF UP TO 259 MPH.

259 MPH TOUGH!



### IS Series

## ULTRA IS

INDUSTRIAL SERIES

incorporates our largest-scale components for industrial-strength and safety.

1-5/8" X 1-5/8"  
REINFORCED IS RAIL  
1" PICKETS



### ISP Series

## ULTRA ISP

INDUSTRIAL SERIES PREMIUM

designed for maximum security in higher risk applications.

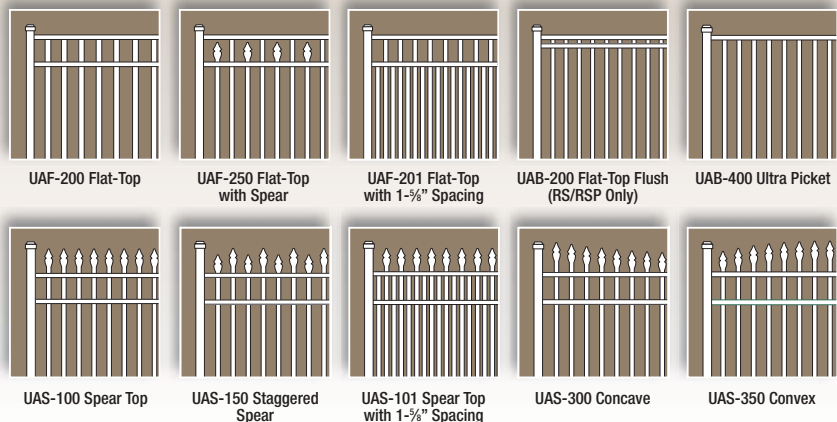
- Double-wall ISP rail
- Additional strength
- Hidden fasteners
- Impervious to insects

1" PICKETS  
1-5/8" X 1-5/8" REINFORCED  
DOUBLE-WALL ISP RAIL

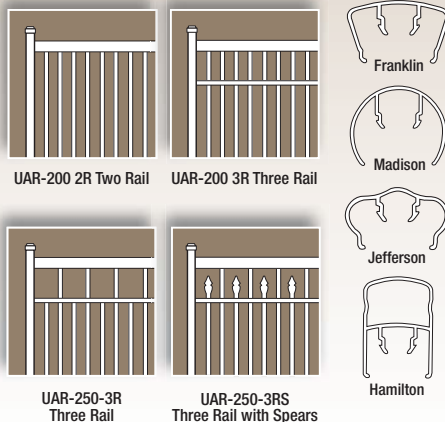


## Design Options

### Fencing Design Options



### Railing Design Options



Ultra Fencing is available in a wide selection of design configurations. RS/RSP available in 3-13/16" or 1-5/8" spacing. CS/CSP available in 3-5/8" or 1-1/2" spacing. Industrial fencing not available in UAB-200 or UAB-400.

## Designer Accessories

Ultra's cast aluminum designer accessories include scrolls, butterflies, circles and two styles of finials, all available in the same Powercoat™ finish for a perfect accent.



BUTTERFLIES



BALL CAP & QUAD-FINIAL



SOLAR LIGHT CAP



TRI-FINIAL




LARGE SCROLL

## Pool Fencing

Ultra designs fencing to meet all the stringent BOCA pool safety codes, and to enhance your property at the same time. Most notably, the bottom rail can be flush with the bottom of the fence, so no pickets are exposed.

All pool fence sections come factory pre-assembled in 6' lengths with a broad offering of heights—48", 54", 60", and 72". Custom lengths and heights available.



ULTRA RS IS SPECIALLY DESIGNED FOR SAFETY AROUND POOL ENCLOSURES.

## Walk and Drive Gates

Matching walk and drive gates are available in:

**Widths** of 36", 48", 60", 72" and 96"

**Heights** of 36", 42", 48", 54", 60" and 72"

Larger drive gates and estate gates are also available by custom order.

Each pool gate is available with self-closing and self-latching hardware and specially designed keyed entry.

ARCHED WALK GATE



ESTATE GATE

STANDARD WALK GATE

Signature Railing is ICC (International Commercial Code) compliant.

Signature's double-wall design withstands considerably more lateral force than code requires. The outer rail provides a secure hand grip, and completely covers all stainless steel fasteners for a sleek look. Railing panels come in standard 6' widths when flange mounted, and standard 8' widths when core-drilled; custom-size panels are available.

## Signature Railing

## Signature CSP

COMMERCIAL SERIES PREMIUM

has larger scale components for heavier-duty performance.

- Additional strength
- Hidden fasteners
- Impervious to insects

DOUBLE-WALL  
SIGNATURE CSP RAIL  
3/4" PICKETS



## Signature ISP

INDUSTRIAL SERIES PREMIUM

gives you industrial-strength for the ultimate in high-performance railing.

- Additional strength
- Hidden fasteners
- Impervious to insects

DOUBLE-WALL  
SIGNATURE ISP RAIL  
1" PICKETS



POST TO POST RAILING

## Railing Options

### Post to Post

A special rail end is used to attach the panel to the post.

### Continuous Top

Creates a sleek, continuous rail from end to end, for an uninterrupted grasp.



CONTINUOUS TOP RAILING

